

SJH/ DOP/ Documents/ D 24- TURN AROUND TIME LAB MEDICINE		DEPT OF PATHOLOGY- TAT LAB MEDICINE	
Version No. 2.0	Revision 1.0	Issue Date: 25/06/2023	Effective Date: 01/07/2023

Department of Pathology

VMMC & Safdarjung Hospital, New Delhi

Turn-around-time of various tests done in Lab Medicine Unit

S. no.	Investigation	Turn around time
1	Coagulation studies	Within 24 hrs
2	Nephelometry	3 days
3	BM ---PS	1 day
4	BM---Aspirate	1 day
5.	BM—Biopsy (provisional)	4 days
6	BM-Biopsy [Final]	1week
7	ESR	1 day
8	ABDR[HLA typing]	1 week
9	CBC	1 day
10	CBC+PS	1day
11	Retic count	1 day
12	THYROID PROFILE (T3, T4, TSH, Thyroglobulin, Anti TPO)	1 day
13	PTH/ Growth Hormone/ Vit D3	1 day
15	FERTILITY HORMONE (FSH,LH,Prolactin, Estrogen, Progesterone, DHEAS, Testosterone)	1 day
16	TUMOR MARKER (PSA, CA-125, CA-19.9, CEA, AFP)	1 day
17	SerumCortisol/ Insulin levels	1 day
18	Serum Ferritin	1 day
19	ANA/ANF/	1 day
20	DsDNA	1 day
22	Glycosylate Hb [HbA1c]	1 day

MASTER COPY

Effective Date: 25/01/2022	Document type: Controlled	Prepared By: <i>Ayub</i>	Reviewed by: <i>(Signature)</i>	Approved By: <i>veeraga</i>	Issued by: <i>(Signature)</i>
-------------------------------	------------------------------	-----------------------------	------------------------------------	--------------------------------	----------------------------------

LAB DIRECTOR Page 1 of 1
(Pathology)

SJH/ DOP/ Documents/ D 25- TURN AROUND TIME HISTO- CYTO		DEPT OF PATHOLOGY- TAT HISTO-CYTO	
Version No. 2.0	Revision 1.0	Issue Date: 25/06/2023	Effective Date: 01/07/2023

Department of Pathology
VMMC & Safdarjung Hospital, New Delhi

MASTER COPY

Turn-around-time of various tests done in Histopathology-Cytology Unit

The main Histopathology-Cytopathology unit of the Department of Pathology is located on the Fourth Floor, College Building of Vardhman Mahavir Medical College, New Delhi, 110029.


The turn-around-time (TAT) of various tests done in this unit is as follows

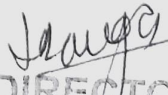
S. No	Name of test	TAT
1	Histopathological examination of surgical specimens and biopsies	5 working days
2	Review of slides and blocks	3 working days
3	Immunohistochemistry	10 working days
4	Intra-operative scrape cytology	30 minutes after receipt of specimen
5	Fine needle aspiration Cytology	3 working days
6	Fluid Cytology	3 working days
7	Gynaecological Cytology (Conventional)	4 working days
8	Gynaecological Cytology (LBC)	7 working days
9	Urine Cytology (3 days)	1 working day after receipt of third day urine sample
10	Cell Block	5 working days



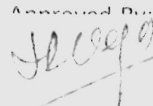

The following sample receiving cut-off times may be noted:

S. No 1-4: Till 3:30 pm

S. No 5-10: Till 3:00pm


QUALITY MANAGER
(Pathology)


LAB DIRECTOR
(Pathology)

Document type: Controlled | Prepared by:  | Reviewed by:  | Approved by:  | Issued by: 

SJH/ DOP/ Documents/ D 26- TURN AROUND TIME EMERGENCY LAB		DEPT OF PATHOLOGY- TAT EMERGENCY LAB	
Version No. 2.0	Revision 1.0	Issue date: 25/06/2023	Effective Date: 01/07/2023

Department of Pathology

VMMC & Safdarjung Hospital, New Delhi

Turn-around-time of various tests done in Emergency Lab

S. No	Investigation	TAT
1	CBC	2hrs
2	CBC+PS	5hrs
3	Coagulation studies	4hrs
4	Fluids	2hrs
5	Urine	3hrs
6	Flow cytometry	Next working day

Sharma
 LAB DIRECTOR
 (Pathology)



Effective Date: 25/01/2022	Document type: Controlled	Prepared By: <i>[Signature]</i>	Reviewed by: <i>[Signature]</i>	Approved By: <i>[Signature]</i>	Issued by: <i>[Signature]</i>
----------------------------	---------------------------	---------------------------------	---------------------------------	---------------------------------	-------------------------------